


A Fabulous Fair Alphabet

Activity Kit for Libraries and Schools



Storytime Script

Innovative approach to reading an ABC book



Barn Box Stage

Full-color sheet for cereal box puppet theater



Animals - on - a - Stick

Puppets to use with barn box stage



A Fabulous Fair Alphabet Game Card

Copy and then play at the fair or use with the online slide show.

Find these additional support materials at www.debrafrasier.com.



Video

Two-minute video intro to Find YOUR Fabulous Fair Alphabet Game



Coloring Sheets

Ferris wheel, alphabet sheets, barn, and more



Song and Lyrics

"I Want to Go to the Fair" by The Lower 48



Virtual Fair Photo Tour

Games, animals, rides ... as good as a trip to the fair



Book Process Slides

How Debra Frasier created *A Fabulous Fair Alphabet*



Large-format Theater

Example of a large-format theater with directions



"READ" Display Letters

For display or photos with guests



Bibliography

More fair-themed books for reading and display



Certificate


A certificate to print, color, and display

A Fabulous Fair Alphabet by Debra Frasier, Beach Lane Books, 2010.

ISBN 978-1-4169-9817-4

A Fabulous Fair Alphabet is a picture book of twenty-six letters and words that follow the arc of a day at the fair.

Debra Frasier's ingenious collages offer both a state fair scrapbook and inspiration to find your own fabulous fair alphabet.



“Let’s Go to the Fabulous Fair”

Accompanies: *A Fabulous Fair Alphabet*

For: Libraries, schools, and storytellers

Developed by: Debra Frasier and Kimberly Faurot




Invite your audience to experience a day at the “fabulous fair” through the pages of *A Fabulous Fair Alphabet*, written and illustrated by Debra Frasier. “Reading” an alphabet book with a group can pose various challenges. Here is one approach that will keep the session lively, imaginative, and long enough to fulfill a half hour program ... or longer!

Early literacy skills reinforced by this program

- Letter Knowledge
- Vocabulary
- Print Awareness
- Print Motivation
- Narrative Skills
- Phonological Awareness

Note: As you review the following script outline, decide whether you wish to incorporate the suggested three-dimensional prop ideas or if you prefer to simply imagine the puppets and props with your audience. Both methods are effective. Puppet and prop directions follow this printed script and are continued at debrafrasier.com. The only essentials are enthusiasm and a copy of the book, *A Fabulous Fair Alphabet*.

Suggested ages: Pre-readers, preschool, and primary elementary.



PROGRAM START

INTRODUCTION

Before we begin, I think we should check our storytime mailbox. We may have received a letter. Let’s say a little mailbox rhyme, and find out!

Look inside the mailbox,
What do you see? (*Open the mailbox to show audience.*)
I see a letter for you and me!

(*Remove envelope, hold it up and look at it together.*) I wonder who sent it to us? Do you notice any clues? (*Markings, return address.*) Well, it says it’s for us—“Storytime Friends”—so let’s open it and see. Look! It’s an invitation—to visit the FAIR! And there’s a letter in here. What letter do you think we might have to go with the FAIR? The letter—F! (*Pull out letter F and f; draw each in the air.*) F is for FAIR! And there is one more thing—a great big ticket! It says “Admit everyone to the FABULOUS FAIR today at storytime.” That’s all of us! The fabulous fair. If something is fabulous, that means it’s really great! FAB-U-LOUS. (*Clap syllables.*)

Well, if we’re going to the fair, we need to get ready!

(*Pat your knees for rhythm and chant together.*)

The fabulous fair! The fabulous fair!

What should we bring to the fabulous fair?

I have a backpack, so I can carry our things today. We should bring a sunhat. (*Hold up each item, then put it in the backpack.*) Some sunglasses. Maybe some tissues. How about some hand wipes? Some sunscreen. Some pretend money. Our guidebook (*A Fabulous Fair Alphabet*). We can’t forget our ticket!

Now, how should we go to the fair?

(*Pat your knees for rhythm and chant together.*)

The fabulous fair! The fabulous fair!

How will we go to the fabulous fair?

We could go in a car. Sometimes it’s hard to find a place to park a car near the fairgrounds because it is so busy. How else do you think we could get there? (*Encourage suggestions – reinforce all ideas offered as important and valid.*) We could walk or ride our bikes if we live close enough. Maybe we could ride a horse. The horse might get hungry waiting for us all day. How about the bus? Let’s ride the bus to the fair! Oh, here it is right now!

Everyone, time to get on the bus! (*Jump up and pretend to climb up big bus steps.*) Okay, hold on. (*Everyone jiggle up and down in place.*)

"The Wheels on the Bus"

(*Standing, everyone sing together with actions.*)

The wheels on the bus go 'round and 'round,
'Round and 'round, 'round and 'round.
The wheels on the bus go 'round and 'round,
We're going to the fair!

(*Additional verses*)

Everyone sings, "We love the fair! ..."
The horn on the bus goes beep beep beep ...
The driver on the bus says, "Have a good time! ..."
The wheels on the bus go 'round and 'round ...

Say goodbye to the driver, everyone (*wave enthusiastically*),
and let's sit down together.

We're finally here, ready to visit the fabulous fair today
through this book (*pull it out of your backpack*), *A Fabulous
Fair Alphabet*, written and illustrated for us by Debra
Frasier. On the front cover, I notice some things. I see a
big Ferris wheel, and riding on it is a bunch of letters! The
ABCs are riding on this Ferris wheel! I think we will see a
lot of letters and words as we read this book, so we'll make
sure we look for them together. To get ready, let's sing the
ABC song. (*Follow around the Ferris wheel with your finger,
pointing to each alphabet letter as you sing its name.*)

(*Turn to the first endpaper.*) Oh, wow. There are so many things
to see at the fair. I see pictures of rides, and of animals, and
special vegetables, and lots of signs. (*Point to each photo as you
talk about it.*) And here in the middle I see more letters from
the alphabet, just like we thought there would be.

Title page: *A Fabulous Fair Alphabet* by Debra Frasier.

(*Pat your knees for rhythm and chant together.*)
The fabulous fair! The fabulous fair!
What will we see at the fabulous fair?

Oh, look. We're near the ENTRANCE (*draw your finger
under the word as you say it*). The entrance is where we enter
the fair, where we go in. Let's peek over the fence (*hand
shielding eyes as you "peek"*)—what do you see? There are
some rides, like the Ferris wheel. There are some flags. Oh,
I can't wait! Let's go in! Here's our ticket! (*Clip the ticket in
the book.*) Let's look for those letters!

(*As you go through the book, try drawing each letter in the air.
Follow below each word in the book with your index finger as you
say it together.*)

A is for ARENA, where the animals get to show off.

B is for BARN. There are probably many different
animals staying in this barn during the fair, but who
do you notice standing in the doorway? (*Point to horse.*)
It does look like Mr. Horse. I wonder if he would have
time to talk with us. (*Show barn box stage if using puppets.*)
Does this look like his barn? (*Compare the barn page from
the book with the barn box.*) Yes, I think so, too. Let's find
out if he's available right now. (*Put the book down and tap
on the barn box door.*) Mr. Horse! Mr. Horse! Hello! (*If not
using puppets, simply talk to the horse pictured in the book.*)

(*Tune: "Old MacDonald"*)

At the fair there is a barn. E-I-E-I-O!

And in that barn there is a (*horse stick puppet peeks out
through doorway*) HORSE. E-I-E-I-O!

With a neigh-neigh here, and a neigh-neigh there.

Here a neigh, there a neigh, everywhere a neigh-neigh.

At the fair there is a barn. E-I-E-I-O!

Hello, Mr. Horse!

Mr. Horse: "Neigh-hello!"

We're here visiting the fabulous fair! We've
been to the ARENA next door, and now to your BARN,
but that's all we've seen so far. Is there anything special
we should watch for while we're here?

Mr. Horse: "Look for LETTERS."

Yes, we noticed that the ALPHABET is all over the place
here at the fabulous fair. Is there anything that is your very
favorite thing?

Mr. Horse: "COTTON CANDY."

I didn't know that horses liked cotton candy! Do all horses
eat it, or just you?

Mr. Horse: "Just me."

Well, we'll look for cotton candy while we're here today. Is
there anything else you would like us to do?

Mr. Horse: "Visit the KID GOATS."

Visit the kid goats. We'll make sure we do that, too.

Thank you so much, Mr. Horse! It sounds like we are
going to have a FABULOUS visit. Goodbye! (*Hide horse
stick puppet away behind the barn; pick up book again.*)

Let's see what's around this side of the barn. (*Turn page.*)

C is for COTTON CANDY. COTTON CANDY!!! Do you
remember who likes this? Yes—Mr. Horse! Do you think
we should buy him some for a special treat? Here's some
of the money we brought. (*Pull pretend money out of your
backpack; call over behind the book as if a vendor is back there.*)
Excuse me! May we please buy some cotton candy? Yes, just



one right now. Thank you. Here's our money. *(Put money back down behind the table, pull out miniature cotton ball cotton candy, and set book down so your hands are free. If you are not using prop cotton candy, you can pretend to lift a cone of cotton candy off the page, encouraging your audience to do the same. Admire all of the imaginary cotton candy, then have everyone hide it behind their backs so Mr. Horse can't "see" it.)* Oh! Let's take it to Mr. Horse right away and surprise him! He'll be so pleased. *(Knock on barn box door. Mr. Horse looks out. Have him guess what you and the children have brought for him. Tell him it starts with the letter "C." He guesses: Cat? Cow? Cup? Cookies? Tell him together what it is and present him with the cotton candy.)*

Mr. Horse: "Oh, thank you! I'm so happy. Yum yum yum." *(Hide horse stick puppet with cotton candy away inside the barn. Pick up book again.)*

D is for DILL PICKLE. Ooh, take a bite! *(Pretend.)* It makes my mouth pucker up!

E, EAT EVERYTHING. I see ... *(Together, name some of the images.)* Eat it all! *(Pretend to gobble.)* Yum yum yum.

F is for FERRIS WHEEL. Way UP and DOWN and AROUND and UP and DOWN and AROUND! *(Move the book up and down and around to reinforce the concepts.)*

G, GAMES. What will we win? *(Point to Teddy bears.)*


H is for HOLSTEIN, a special kind of cow. Do you think she is in our barn today? *(Put the book down.)* Let's sing our song about the barn and find out. *(If not using puppets, just sing to the cow in the book.)*

(Tune: "Old MacDonald")

At the fair there is a barn. E-I-E-I-O!
And in that barn there is a *(cow stick puppet peeks out through doorway)*
COW. E-I-E-I-O!

With a moo-moo here, and a moo-moo there.

Here a moo, there a moo, everywhere a moo-moo.
At the fair there is a barn. E-I-E-I-O!



(To cow) Thank you very much. Goodbye! *(Cow moos and disappears inside the barn; pick up book and continue.)*

I is for ICE CREAM. Lick the top. *(Pretend together.)* Oh no, it's melting, lick the side so it won't drip! Lick the other side! Lick it all around! Lick lick lick lick lick lick! Mmmmm, good.

J is for JUDGING, deciding which animal will win a prize.

K is for KIDS. I see human KIDS, a boy and a girl showing their KID goat, with a grand champion ribbon. This must be one of the little goats that Mr. Horse was telling us about!

Do you suppose the goat is in the barn, too? *(Put the book down.)* Let's sing our song and find out. *(If not using puppets, sing to the goat in the book.)*

(Tune: "Old MacDonald")

At the fair there is a barn. E-I-E-I-O!

And in that barn there is a *(goat stick puppet peeks out through doorway)* GOAT. E-I-E-I-O!

With a maaa-maaa here, and a maaa-maaa there.

Here a maaa, there a maaa, everywhere a maaa-maaa.
At the fair there is a barn. E-I-E-I-O!



Thank you, little goat. Goodbye! *(Goat disappears inside the barn. Pick up book and continue.)*

L is for LARGE LEMONADE. I am thirsty! Are you? Let's all take a small sip. *(All pretend to sip lemonade.)* Oh, that tastes good. Let's drink it all! *(Slurp together!)*

Oh, it's getting dark so all of the bright patterns of lights are showing on the MIDWAY where the rides are—the lights go flash flash flash! *(Flash the fingers of your free hand like a light blinking on and off; do this together as a group.)*

M is for MIDWAY, N is for NIGHTS. MIDWAY NIGHTS. *(Pause to allow audience to view the nighttime double page spread.)*

Let's look in the Creative Arts building.

O is for OUTSTANDING. Look at these wonderful breads and cupcakes and cookies! I see syrup and pie and jam! There is honey—and cake! Some of them have won blue ribbons for first place, but they all look OUTSTANDING.

P is for PIGS. They look busy. What does it look like they're doing? *(Eating!)*

Do you think one of them might stop eating long enough to sing our song with us? *(Put the book down.)* Let's start singing. *(If not using puppets, sing with the pigs in the book.)*

(Tune: "Old MacDonald")

At the fair there is a barn. E-I-E-I-O!

And in that barn there is a *(pig stick puppet peeks out through doorway)* PIG. E-I-E-I-O!

With an oink-oink here, and an oink-oink there.

Here an oink, there an oink, everywhere an oink-oink.
At the fair there is a barn. E-I-E-I-O!



Thank you, Mr. Pig! You can go back to your dinner now. Thank you for taking the time to sing with us. *(Pig grunts and disappears inside the barn; pick up book and continue.)*


Q is for QUILTS. That's like a special blanket sewn from many different pieces of material. This QUILT is sewn from many letter Qs.

R is for ROLLER COASTER. Settle into your seat. Buckle up. Hang on tight—here we go! *(Lean collectively one way,*



Animals - on - a - Stick


Print onto cardstock. (*Enlarge or reduce to fit the scale of your box stage.*) Glue or tape each animal cutout to a shortened drinking straw or a wooden craft stick.




Larger versions at debrafrasier.com




Horse



Kid Goat



Cow



Pig

Make Your Own Cereal Box Stage



Debra Frasier with her stage

Print barn front at debrafrasier.com. (*Select color or black-and-white version. Print to fit the size of your box.*)

Color the black-and-white version with crayons or markers. Glue or tape barn to the front of a cereal box.

Cut out the horse side of the barn door with a utility knife.

Cut an opening in the lower back side of the box large enough for your hand to enter and exit easily.

Glue a small piece of fabric along the inside top of the doorway, generously covering the opening. (*Puppets will peek out from behind the fabric curtain.*)

Hint: Weighting the box with a stone or taping it to the table can help stabilize the stage during a performance, or hold the barn in your free hand or on your lap.



Print barn front to match any sized box, large or small. Use for storytelling performance or as a take-away craft.



A Fabulous Fair Alphabet




Debra Frasier, author and illustrator, "sky gliding" above the Minnesota State Fair



Like words? Want more? Bring a pencil and take this game card to your nearest fair. Can't wait for the gate to open? Look at the pictures and video at debrafrasier.com. Imagine your day at the fair!

Look for words in what you SEE, HEAR, READ, FEEL, and certainly—in what you EAT—at the fair! Write a word that begins with "A" beside the printed A. Continue through Z!

When you've filled your game card, you can download your certificate to decorate, enter contests, and find other Fair Word Activities at debrafrasier.com.



www.debrafrasier.com

Directions: Print, fold in half, then fold again.







FIND YOUR Fabulous Fair Alphabet























Debra Frasier

ALPHABET WORD GAME

Play while strolling the fair!

	_____
	_____
	_____
	_____
	_____
	_____

	_____		_____
	_____		_____
	_____		_____
	_____		_____
	_____		_____
	_____		_____
	_____		_____
	_____		_____
	_____		_____
	_____		_____

(X's are rare—look for words that simply contain an X.)