

0-15-216287-9

Activities for an Unforgettable Water Study Extravaganza!



Stage
it
QUICK!

Stage Your Own Incredible Water Show . . .

Stage
it
GRAND!


In Debra Frasier's book *The Incredible Water Show*, the students from *Miss Alaineus: A Vocabulary Disaster* return to perform their Science Fair project on the neighborhood stage. Create your own Water Extravaganza based on this book, or expand the script by adding your own amazing facts about water. **Stage it QUICK! Or EASY! Or GRAND!** Turn the page to see how.

Stage it
EASY.

... OR Make a Water show EXHIBITION!

Draw the entire performance, scene by scene. Add comic book "text bubbles" so the drawn actors deliver the facts as lines in the play. For an example, see the enclosed reproducible copy of the hydrocycle page from *The Incredible Water Show*.

Research other water facts and add new scenes to the exhibition. Post the scene pictures in the hallway or frame each one in cardboard box "theaters" for the library. Write biographies of the actors. Make posters.



Or
really
FAST!



The Incredible Water Show Performance Notes

Visit debrafrasier.com for more performance plans.

Stage
it
QUICK!

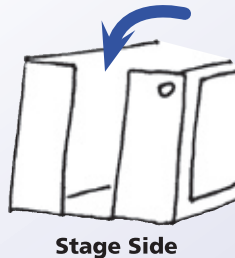
Copy the enclosed reproducible character puppet. (Add desired extras: Dinosaurs? A pirate ship?) Cut out. Color with markers. Mount on bamboo skewers. Have the paper characters perform on desktops, using books covered with plain paper to hide the puppeteers.



Stage
it
EASY!



Make a cardboard box stage. (Cut one for all performers, or one for each scene.) Attach sticks to top of each puppet. Enter and exit through slits cut into the sides of the box "theater."



OR! Make NO puppets! Make NO stage! Use "found objects" for each character. A wooden kitchen spoon could be Forest! (Add a paper top hat?) A scrub brush could be the dog. (Add paper ears?) Do you have a watering can? See if it can become a dinosaur like the one pictured on the back of *The Incredible Water Show*!

Note: Advise puppeteers to keep their attention on their puppets because an audience will always follow the eyes of a visible puppeteer.

Stage
it
GRAND!

Follow the seven scenes as they appear in the book *The Incredible Water Show*. Visit debrafrasier.com for a scene-by-scene guide. On a stage, use plastic baby pools to catch water, like a three-ring circus. Introduce anything that can hold or carry water—pitchers, teakettles, plant misters, hydropacks.

Costumes?



masks



bathing
suits



rain
ponchos



bike
shorts



New Year's
hats

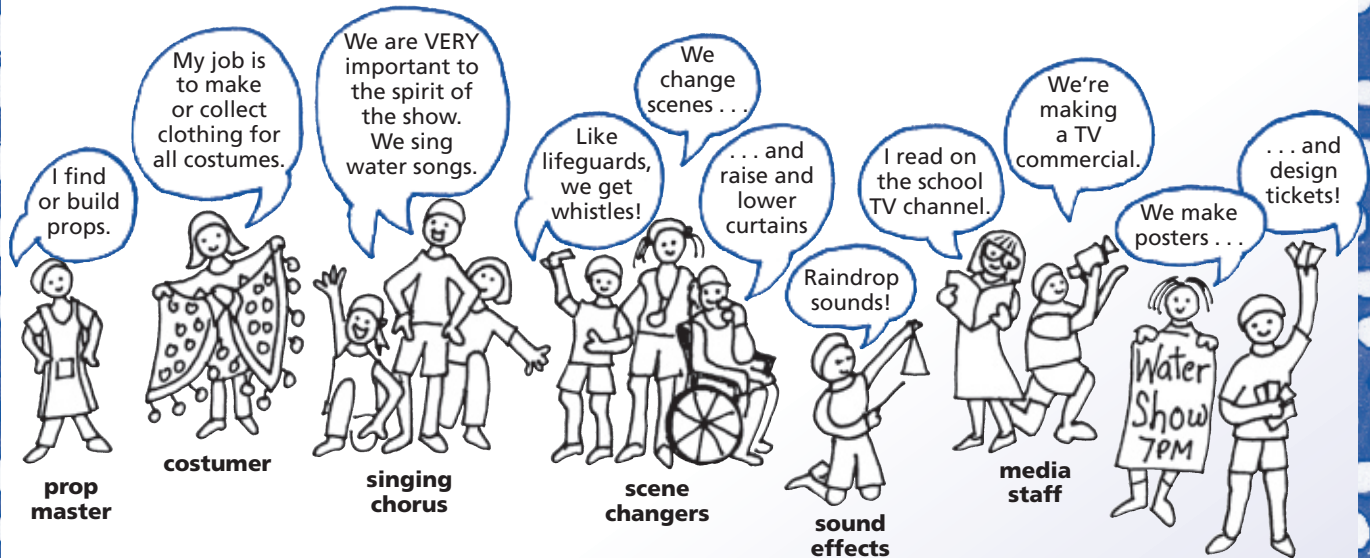


umbrella hats
www.umbrellahats.com

It's
amazing!

Dinosaurs? Cut out cardboard animals or carry watering cans made to look like apatosaurus. Cast your dog and cat as costumed players. Need more characters for a larger cast? Consider doubling the Purple, Orange, and Green chorus members. Add water songs! Use the old vaudeville trick of secretly switching a water-filled bucket with confetti to throw on the audience in the finale!

Performance-Related Jobs




Stage YOUR Water Research

In *The Incredible Water Show* Debra has transformed facts about water into dramatic and humorous scenes.


Try it! Find a fact! Stage it!

For example ...



To Find More Water Facts:

- ✓ annotated book bibliography: www.debrafrasier.com
- ✓ history of the Clean Water Act: www.epa.gov/water/kids.html
- ✓ keeping water clean: www.rivernetwork.org
- ✓ water-based science experiments (and other subjects): <http://www.topica.com/lists/krampf/read>
- ✓ water clean-up success stories (exceptional material): www.tu.org/pdf/newsstand/library/success-03.pdf
(a Trout Unlimited 23-page pdf of success stories all over the USA)



Offer These Vocabulary Challenges

Water Words

gurgle
plop
drop
cascade
glisten
sparkling
shimmering
waves

Brainstorm lists of water-related adjectives and verbs. Think visually. Think auditorially.

Water Songs

Use brainstorm words to replace the lyrics of well-known songs with syllables from water words.

Try this to the tune of "Happy Birthday;" insert these syllables and sing:

"Bub-ble, bub-ble, plop, drop, Bub-ble, bub-ble, plop, drop..."

Add a soundtrack to your play, or film your scene picture and add songs.

Make Programs

Write program notes and biographies using the book's model. Cast six students in the main parts and write about each of their interests and how they each helped make the show.

Find These Words

Interesting words and terms pepper the text of *The Incredible Water Show*.

Look for:

*miraculous • hydrogen
oxygen • atom
H₂O • substance • water
acrobatics • glistening
precisely • sloshing
perpetually • recycling . . .*

Visit debrafrasier.com for a pdf list of thirty-two words.

Gurgle!

PLOP!

Sparkling!

Glisten!

Trickle!

Spill!

Drip!

Drop!

Debra Frasier is an avid canoeist and kayaker, and a visit to her website will introduce your students to her 50 Rivers Journal. Write to her about the rivers and lakes in your communities.

If you create a Water Extravaganza performance, e-mail your pictures to her for consideration for posting on the School Gallery Page.



Photo by Ian Hunter




Photo by Jerry Stein

Debra Frasier is the author and illustrator of *On the Day You Were Born* as well as *Out of the Ocean*, the award-winning story and picture glossary about finding things at the edge of the sea. Appreciating and studying the natural world has always been central to Debra's writing projects, and these books reflect her commitment to seeing the world around us.

The characters who perform in *The Incredible Water Show* originally appeared in *Miss Alaineus: A Vocabulary Disaster*, the award-winning and hilarious vocabulary romp that has inspired Vocabulary Parades from coast to coast. Visit www.debrafrasier.com to learn how to bring the parade to your school.

Companion book:




0-15-202163-9



www.HarcourtBooks.com

Illustrations copyright © 2004 by Debra Frasier Copyright © 2004 by Harcourt, Inc. All rights reserved.

Educators may print complete pages, with the copyright notice, for instructional use and not for resale.



Character Puppet Reproducible

